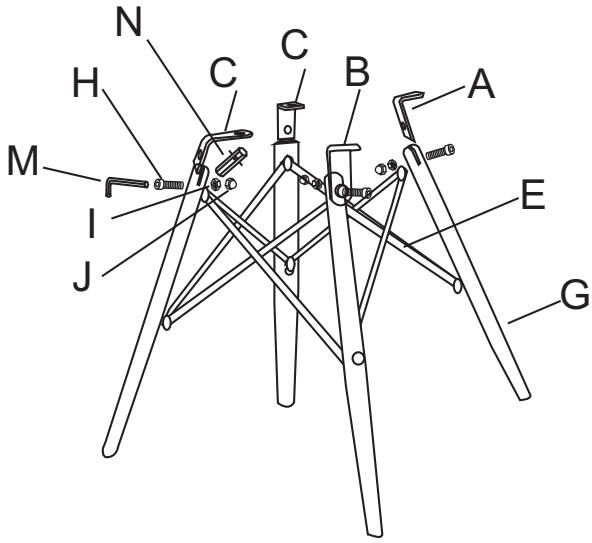
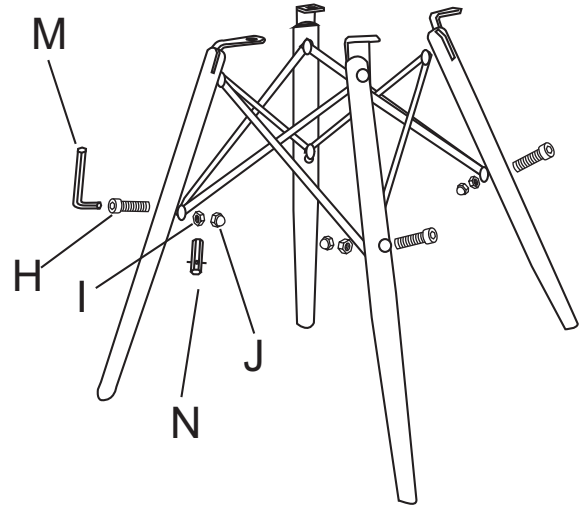


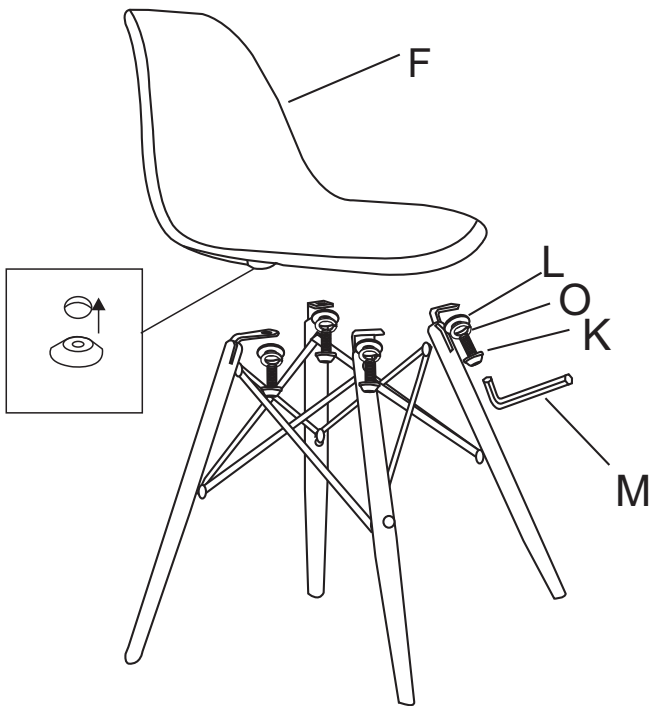
# ASSEMBLY INSTRUCTION



First insert "C" into leg rabbet. Second "M" for "H", "N" for "I" twist tightly. Third put "J" on "I". "A. B. C" do same steps



First "M" for "H", "N" for "I" twist tightly. Second put "J" on "I". Left parts do same steps



First remove 4 Pads from seat bottom, Second use "M" twist "K. L.O" tightly



Finished

A		1pcs	F		1pcs	K		4pcs
B		1pcs	G		4pcs	L		4pcs
C		1pcs	H		8pcs	M		1pcs
C		1pcs	I		8pcs	N		1pcs
E		1pcs	J		8pcs	O		4pcs